



SUBSIDIOS CONAVI (2017 NACIONAL)
Acciones e Inversión en Vivienda Nueva al 04 de Septiembre



	Total		Febrero		Marzo		Abril		Mayo		Junio		Julio		Agosto		Septiembre	
	Acciones	Inversión	Acciones	Inversión	Acciones	Inversión	Acciones	Inversión	Acciones	Inversión	Acciones	Inversión	Acciones	Inversión	Acciones	Inversión	Acciones	Inversión
INFONAVIT	40,406	\$ 2,195,241,938	12,145	\$ 742,528,782	4,464	\$ 228,033,104	5,400	\$ 276,409,697	8,740	\$ 448,487,416	8,916	\$ 461,623,430	5,551	\$ 286,411,080	6,504	\$ 325,850,247	54,792	\$ 2,926,165,225

Elaboración CANADEVI con datos SNIIV, CONAVI al 04 de Septiembre



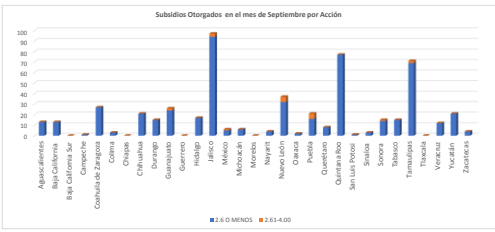
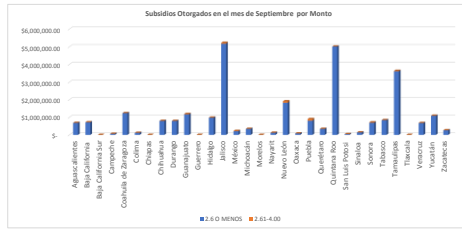
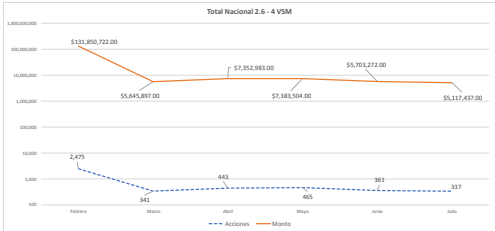
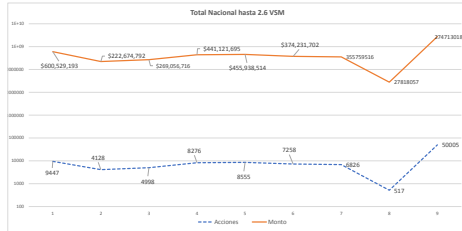
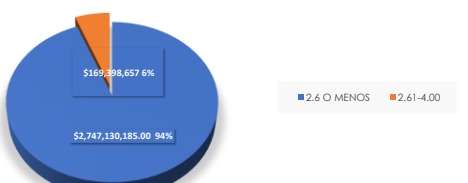
Subsidios CONAVI (2017 NACIONAL)
Acciones e Inversión en Vivienda Nueva Por Estado al 04 de Septiembre



Subsidios otorgados Acumulado Nacional en Acciones por Rango de salario



Subsidios Otorgados Acumulado Nacional en Monto por Rango de Salario



Estados	Total	Febrero		Marzo		Abril		Mayo		Junio		Julio		Agosto		Septiembre				
		Acciones	Monto	Acciones	Monto	Acciones	Monto	Acciones	Monto	Acciones	Monto	Acciones	Monto	Acciones	Monto	Acciones	Monto			
Aguascalientes	17	\$ 15,937,200.00	5	\$ 4,487,280.00	5	\$ 6,551,480.00	12	\$ 10,143,640.00	20	\$ 15,100,160.00	20	\$ 12,200,000.00	17	\$ 12,355,200.00	17	\$ 14,880,000.00	5	\$ 6,360,000.00		
Baja California	869	\$ 45,769,150.00	84	\$ 4,054,907.00	51	\$ 4,451,580.00	101	\$ 5,311,080.00	7	\$ 1,169,800.00	142	\$ 8,889,200.00	38	\$ 5,207,370.00	131	\$ 8,830,510.00	32	\$ 4,539,970.00	24	\$ 3,247,200.00
Baja California Sur	17	\$ 5,381,200.00	13	\$ 779,100.00	57	\$ 1,000,000.00	5	\$ 100,000.00	4	\$ 70,000.00	27	\$ 290,000.00	2	\$ 20,000.00	35	\$ 270,000.00	7	\$ 100,000.00	1	\$ 10,000.00
Campeche	78	\$ 4,902,810.00	22	\$ 1,448,130.00	27	\$ 58,780	3	\$ 287,200.00	0	\$ 0	20	\$ 2,007,200.00	4	\$ 75,500.00	25	\$ 1,507,740.00	0	\$ 0	0	\$ 0
Colima	17	\$ 10,264,000.00	621	\$ 26,245,740.00	290	\$ 11,103,810	27	\$ 3,218,000.00	224	\$ 11,188,600.00	22	\$ 141,000.00	214	\$ 18,372,810.00	29	\$ 304,640.00	401	\$ 18,340,540.00	11	\$ 14,000.00
Chiapas	572	\$ 20,241,810.00	15	\$ 1,306,420.00	75	\$ 1,226,000	0	\$ 0	232	\$ 8,242,000.00	19	\$ 4,443,240.00	9	\$ 143,130.00	75	\$ 1,542,800.00	9	\$ 100,440.00	84	\$ 1,020,000
Chihuahua	143	\$ 11,948,510.00	18	\$ 1,000,000.00	0	\$ 0	0	\$ 0	0	\$ 0	0	\$ 0	48	\$ 3,790,000.00	5	\$ 14,000.00	73	\$ 4,913,000.00	1	\$ 10,000
Coahuila	1242	\$ 39,718,820.00	324	\$ 18,279,081.00	53	\$ 2,401,820	2	\$ 110,208.00	139	\$ 10,020,740.00	15	\$ 241,710.00	309	\$ 11,111,810.00	22	\$ 100,300.00	297	\$ 11,548,180.00	297	\$ 11,200,000.00
Coahuila de Zaragoza	170	\$ 18,278,400.00	201	\$ 17,126,000.00	2	\$ 110,000.00	30	\$ 2,021,000.00	3	\$ 81,000.00	78	\$ 6,220,000.00	0	\$ 0	160	\$ 6,200,000.00	17	\$ 610,400.00	206	\$ 6,000.00
Guerrero	2339	\$ 131,124,010.00	921	\$ 4,871,039.00	131	\$ 1,146,217	17	\$ 473,900.00	437	\$ 12,425,510.00	23	\$ 1,000,000.00	497	\$ 23,730,740.00	32	\$ 431,770.00	514	\$ 35,593,250.00	187	\$ 480,260.00
Hidalgo	17	\$ 8,260,100.00	7	\$ 882,730.00	12	\$ 802,474	0	\$ 0	18	\$ 1,065,000.00	0	\$ 0	12	\$ 1,333,000.00	0	\$ 0	18	\$ 1,330,000.00	20	\$ 2,300,000.00
Jalisco	1518	\$ 15,561,987.00	231	\$ 3,108,100.00	69	\$ 1,010,000	157	\$ 1,000,000.00	135	\$ 60,100.00	17	\$ 11,100.00	139	\$ 10,727,000.00	9	\$ 155,550.00	18	\$ 1,320,000.00	20	\$ 21,000.00
Jalisco	17	\$ 48,987,210.00	2011	\$ 1,100,000,000.00	120	\$ 18,400,000	19	\$ 810,420.00	467	\$ 24,135,517.00	23	\$ 402,070.00	768	\$ 42,732,470.00	29	\$ 530,290.00	830	\$ 48,728,030.00	22	\$ 301,510.00
México	17	\$ 10,000,000.00	700	\$ 30,000,000.00	117	\$ 400,000.00	0	\$ 0	0	\$ 0	0	\$ 0	0	\$ 0	0	\$ 0	0	\$ 0	0	\$ 0
Michoacán	376	\$ 7,502,142.00	149	\$ 2,281,533.00	25	\$ 1,147,200	0	\$ 0	201	\$ 11,840,000.00	2	\$ 39,031.00	142	\$ 8,208,000.00	6	\$ 80,110.00	214	\$ 11,820,770.00	0	\$ 0
Morelos	8	\$ 248,000.00	0	\$ 0	0	\$ 0	0	\$ 0	0	\$ 0	0	\$ 0	0	\$ 0	0	\$ 0	0	\$ 0	0	\$ 0
Morelos	17	\$ 2,400,420.00	158	\$ 4,200,480.00	0	\$ 0	0	\$ 0	72	\$ 2,024,000.00	1	\$ 18,000.00	137	\$ 4,025,000.00	7	\$ 104,300.00	74	\$ 1,760,000.00	44	\$ 2,880,000
Nuevo León	4702	\$ 17,174,000.00	1059	\$ 6,113,000.00	134	\$ 1,654,000	20	\$ 1,700,000.00	620	\$ 3,700,000.00	60	\$ 674,000.00	217	\$ 1,515,000.00	1460	\$ 3,700,000.00	72	\$ 1,110,000.00	1,000	\$ 6,000,000
Oaxaca	17	\$ 8,500,840.00	23	\$ 1,420,137.00	0	\$ 0	0	\$ 0	30	\$ 1,800,100.00	0	\$ 0	30	\$ 1,800,100.00	0	\$ 0	30	\$ 1,800,100.00	0	\$ 0
Oaxaca	1037	\$ 48,418,810.00	250	\$ 11,210,000.00	2	\$ 100,000	0	\$ 0	124	\$ 4,814,100.00	17	\$ 2,410,000.00	27	\$ 2,410,000.00	27	\$ 2,410,000.00	150	\$ 14,000,000.00	173	\$ 2,410,000.00
Quintana Roo	168	\$ 2,100,820.00	81	\$ 1,000,410.00	65	\$ 1,000,000	6	\$ 321,800.00	33	\$ 2,400,000.00	13	\$ 236,170.00	54	\$ 1,511,800.00	13	\$ 272,700.00	54	\$ 1,600,000.00	3	\$ 1,000,000.00
Quintana Roo	17	\$ 10,300,200.00	107	\$ 2,200,000.00	79	\$ 270,000	0	\$ 0	10	\$ 400,000.00	215	\$ 20,710,000.00	19	\$ 300,000.00	170	\$ 6,200,000.00	20	\$ 800,000.00	245	\$ 1,800,000.00
San Luis Potosí	107	\$ 5,740,400.00	115	\$ 6,300,000.00	14	\$ 600,000	14	\$ 600,000.00	14	\$ 600,000.00	14	\$ 600,000.00	14	\$ 600,000.00	14	\$ 600,000.00	14	\$ 600,000.00	14	\$ 600,000.00
Sinaloa	1107	\$ 24,711,780.00	347	\$ 2,284,840.00	0	\$ 0	0	\$ 0	123	\$ 6,000,000.00	11	\$ 173,850.00	282	\$ 14,380,740.00	18	\$ 1,000,000.00	245	\$ 12,500,000.00	125	\$ 1,000,000.00
Sonora	177	\$ 10,000,000.00	0	\$ 0	0	\$ 0	0	0	\$ 0	0	\$ 0	0	\$ 0	0	\$ 0	0	\$ 0	0	\$ 0	
Tlaxcala	108	\$ 2,417,210.00	111	\$ 8,202,540.00	27	\$ 1,101,224	1	\$ 38,210.00	25	\$ 2,172,510.00	4	\$ 45,151.00	25	\$ 2,172,510.00	5	\$ 100,000.00	18	\$ 1,000,000.00	5	\$ 70,500.00
Tlaxcala	17	\$ 10,000,000.00	107	\$ 8,200,000.00	117	\$ 7,801,411	4	\$ 210,000.00	295	\$ 15,400,000.00	31	\$ 473,700.00	291	\$ 15,400,000.00	37	\$ 500,000.00	618	\$ 30,000,000.00	375	\$ 210,000.00
Veracruz	1717	\$ 7,412,000.00	177	\$ 800,000.00	0	\$ 0	0	\$ 0	18	\$ 1,000,000.00	27	\$ 41,000.00	13	\$ 1,000,000.00	35	\$ 1,000,000.00	35	\$ 1,000,000.00	37	\$ 1,000,000.00
Veracruz	17	\$ 10,000,000.00	247	\$ 10,000,000.00	0	\$ 0	0	\$ 0	217,170.00	0	\$ 0	217,170.00	0	\$ 0	0	\$ 0	217,170.00	0	\$ 0	
Yucatán	1317	\$ 10,131,110.00	10	\$ 10,000.00	13	\$ 1,200,000	0	\$ 0	172	\$ 1,000,000.00	1	\$ 14,170.00	208	\$ 1,000,000.00	7	\$ 100,000.00	193	\$ 2,700,000.00	8	\$ 100,000.00
Yucatán	17	\$ 10,000,000.00	247	\$ 10,000,000.00	0	\$ 0	0	\$ 0	102,800.00	0	\$ 0	102,800.00	0	\$ 0	0	\$ 0	102,800.00	0	\$ 0	
Total	34135	\$ 2,174,000,000.00	8467	\$ 600,000,000.00	2475	\$ 131,800,000.00	224	\$ 10,221,000.00	4128	\$ 22,000,000.00	841	\$ 6,645,000.00	4998	\$ 20,000,000.00	465	\$ 3,800,000.00	8276	\$ 44,221,000.00	465	\$ 3,800,000.00

Elaboración CANADEVI con datos SNIV, CONAVI 04 de Septiembre

Estados	Total		Económica		2.6 O MENOS Popular		Tradicional		Económica		2.61-4.00 Popular		Tradicional		Económica		4.01-5.00 Popular		Tradicional	
	Acciones	Montos	Acciones	Montos	Acciones	Montos	Acciones	Montos	Acciones	Montos	Acciones	Montos	Acciones	Montos	Acciones	Montos	Acciones	Montos	Acciones	Montos
Aguascalientes	1,375	\$ 74,231,290	148	\$ 10,019,734	1,116	\$ 60,680,897	0	\$ -	1	\$ 20,388	101	\$ 3,053,788	0	\$ -	0	\$ -	9	\$ 456,483	0	\$ -
Baja California	1,146	\$ 57,382,228	1	\$ 78,026	990	\$ 51,526,715	0	\$ -	0	\$ -	147	\$ 5,331,906	0	\$ -	0	\$ -	8	\$ 445,580	0	\$ -
Baja California Sur	180	\$ 8,153,670	0	\$ -	145	\$ 6,890,703	0	\$ -	0	\$ -	32	\$ 1,101,537	0	\$ -	0	\$ -	3	\$ 161,430	0	\$ -
Campeche	96	\$ 5,515,307	0	\$ -	89	\$ 5,354,225	0	\$ -	0	\$ -	6	\$ 132,285	0	\$ -	0	\$ -	1	\$ 28,797	0	\$ -
Coahuila	2,716	\$ 134,661,227	88	\$ 5,250,068	2,261	\$ 115,759,348	0	\$ -	2	\$ 77,319	338	\$ 12,542,106	0	\$ -	1	\$ 70,149	26	\$ 962,237	0	\$ -
Colima	790	\$ 39,536,718	0	\$ -	645	\$ 34,598,540	0	\$ -	0	\$ -	139	\$ 4,705,316	0	\$ -	0	\$ -	6	\$ 232,862	0	\$ -
Chiapas	329	\$ 18,445,560	96	\$ 6,413,199	215	\$ 11,530,231	0	\$ -	1	\$ 20,654	17	\$ 481,476	0	\$ -	0	\$ -	0	\$ -	0	\$ -
Chihuahua	2,049	\$ 94,773,255	193	\$ 10,961,820	1,711	\$ 79,898,126	0	\$ -	1	\$ 16,064	142	\$ 3,786,976	0	\$ -	0	\$ -	2	\$ 110,268	0	\$ -
Durango	1,147	\$ 62,802,910	38	\$ 2,615,617	1,009	\$ 56,845,343	0	\$ -	0	\$ -	98	\$ 3,222,070	0	\$ -	0	\$ -	2	\$ 119,880	0	\$ -
Guanajuato	3,741	\$ 184,691,585	318	\$ 17,551,109	3,057	\$ 155,168,521	0	\$ -	0	\$ -	349	\$ 11,298,248	0	\$ -	0	\$ -	17	\$ 673,706	0	\$ -
Guerrero	147	\$ 9,021,710	8	\$ 512,106	119	\$ 7,454,399	0	\$ -	1	\$ 20,654	17	\$ 896,857	0	\$ -	0	\$ -	2	\$ 137,694	0	\$ -
Hidalgo	2,519	\$ 139,094,729	641	\$ 39,696,075	1,716	\$ 94,239,584	0	\$ -	1	\$ 50,479	153	\$ 4,807,556	0	\$ -	0	\$ -	8	\$ 301,035	0	\$ -
Jalisco	7,972	\$ 457,680,890	1,334	\$ 85,102,002	6,093	\$ 349,905,367	1	\$ 68,833	13	\$ 309,030	507	\$ 21,132,071	5	\$ 344,164	0	\$ -	19	\$ 819,424	0	\$ -
México	1,334	\$ 59,154,461	0	\$ -	1,057	\$ 49,521,378	0	\$ -	0	\$ -	242	\$ 8,219,764	1	\$ 73,437	0	\$ -	33	\$ 1,296,278	1	\$ 43,603
Michoacán	1,615	\$ 95,201,215	392	\$ 25,353,251	1,172	\$ 68,305,852	0	\$ -	2	\$ 24,740	49	\$ 1,517,372	0	\$ -	0	\$ -	0	\$ -	0	\$ -
Morelos	4	\$ 218,659	0	\$ -	2	\$ 126,863	0	\$ -	0	\$ -	2	\$ 91,796	0	\$ -	0	\$ -	0	\$ -	0	\$ -
Nayarit	522	\$ 26,877,307	11	\$ 697,312	444	\$ 23,659,500	0	\$ -	0	\$ -	67	\$ 2,520,495	0	\$ -	0	\$ -	0	\$ -	0	\$ -
Nuevo León	8,237	\$ 438,617,012	1,270	\$ 76,668,430	6,159	\$ 335,061,488	0	\$ -	35	\$ 739,025	742	\$ 24,450,131	2	\$ 149,005	0	\$ -	29	\$ 1,548,932	0	\$ -
Oaxaca	200	\$ 11,788,085	54	\$ 3,508,443	142	\$ 8,152,499	0	\$ -	0	\$ -	4	\$ 127,143	0	\$ -	0	\$ -	0	\$ -	0	\$ -
Puebla	1,530	\$ 79,103,041	234	\$ 13,989,005	1,144	\$ 60,588,205	0	\$ -	14	\$ 246,305	131	\$ 3,901,194	1	\$ 75,732	0	\$ -	6	\$ 302,600	0	\$ -
Querétaro	516	\$ 25,243,532	2	\$ 133,104	387	\$ 19,808,529	0	\$ -	5	\$ 114,441	116	\$ 4,865,595	0	\$ -	0	\$ -	6	\$ 321,863	0	\$ -
Quintana Roo	3,635	\$ 211,704,702	224	\$ 14,843,550	3,204	\$ 190,547,935	0	\$ -	1	\$ 60,997	197	\$ 5,808,370	0	\$ -	0	\$ -	9	\$ 443,850	0	\$ -
San Luis Potosí	627	\$ 28,611,113	99	\$ 4,221,685	291	\$ 14,628,301	0	\$ -	26	\$ 530,683	196	\$ 8,499,490	1	\$ 68,833	0	\$ -	14	\$ 662,122	0	\$ -
Sinaloa	1,579	\$ 84,092,297	77	\$ 4,787,258	1,328	\$ 72,317,049	0	\$ -	1	\$ 13,769	166	\$ 6,613,726	0	\$ -	0	\$ -	7	\$ 360,495	0	\$ -
Sonora	1,869	\$ 102,635,292	62	\$ 3,761,007	1,610	\$ 90,566,621	0	\$ -	0	\$ -	194	\$ 8,168,534	0	\$ -	0	\$ -	3	\$ 139,131	0	\$ -
Tabasco	614	\$ 32,850,096	48	\$ 3,020,216	509	\$ 28,115,918	0	\$ -	0	\$ -	56	\$ 1,675,204	0	\$ -	0	\$ -	1	\$ 38,758	0	\$ -
Tamaulipas	3,488	\$ 180,470,490	835	\$ 41,917,201	2,379	\$ 128,555,243	0	\$ -	12	\$ 142,054	258	\$ 9,645,181	0	\$ -	0	\$ -	4	\$ 210,810	0	\$ -
Tlaxcala	181	\$ 9,448,730	42	\$ 2,491,345	116	\$ 6,209,589	0	\$ -	0	\$ -	23	\$ 747,795	0	\$ -	0	\$ -	0	\$ -	0	\$ -
Veracruz	2,024	\$ 108,887,540	240	\$ 14,167,564	1,650	\$ 90,034,926	0	\$ -	2	\$ 41,308	128	\$ 4,432,072	0	\$ -	0	\$ -	4	\$ 211,670	0	\$ -
Yucatán	2,251	\$ 126,877,812	498	\$ 31,691,506	1,673	\$ 92,705,107	0	\$ -	0	\$ -	77	\$ 2,358,715	0	\$ -	0	\$ -	3	\$ 122,485	0	\$ -
Zacatecas	359	\$ 18,392,765	0	\$ -	350	\$ 18,267,952	0	\$ -	0	\$ -	9	\$ 124,813	0	\$ -	0	\$ -	0	\$ -	0	\$ -
Total	54,792	\$ 2,926,165,228	6,953	\$ 419,450,633	42,783	\$ 2,327,024,954	1	\$ 68,833	118	\$ 2,427,910	4,703	\$ 166,259,582	10	\$ 711,171	1	\$ 70,149	222	\$ 10,108,390	1	\$ 43,603

Elaboración CANADEVI con datos SNIV, CONAVI al 04 de Septiembre